


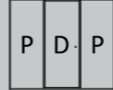
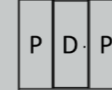

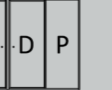


Tribeca Shower Screen Specification Matrix

Select one option from each section

Tribeca Options	Description	Code	Notes and Images
Format	Offset Slider	OS	
	Inline Slider (Tee)	IS	
	Pivot	P	
Overhead Glazing	Nil	-	
	Highlight Panel	H	
Sill/Head Type	Sill	1	N/A with Inline Slider - Tee
	Sill-less	2	
	Sill-less/Head-less	3	Pivot Showers Only
	Head-less	4	Pivot Showers Only
Bar Type	Glazed Bars	GB	
	Face Fixed Bars	FB	
Bar Quantities and Direction	H = Horizontal	1	1H = 1 horizontal bar example image is 1HOV 
	V = Vertical	1	1V = 1 vertical bar example: is 1H1V 
Handle Type	Cubix Handle	1	Please refer to pivotarchitectural.com.au for images.
	Knob Round	2	
	Knob Square	3	
	Custom Handle	4	We offer bespoke design services to achieve custom door handle designs. Talk to our team for details
Finishes	Industrial Black	IB	
	Custom Colour	CC	Based on Dulux Standard Duralloy range, refer to website
Configurations	Panel	P	    
	Door	D	
	Return	R	

Example

OS	-	1	FB	2H	OV	1	IB	PDP
----	---	---	----	----	----	---	----	-----

OS / - / 1 / FB 2H OV / 1 / IB / PDP

Offset Sliding
No Highlight panel
Sill
Face Fixed Bars
2 Horizontal
No Vertical
Cubix Handle
Industrial Black
Panel - Door - Panel

Glass Types	Clear	Translucent	Reeded
8mm	8C	8T	
10mm	10C	10T	10R